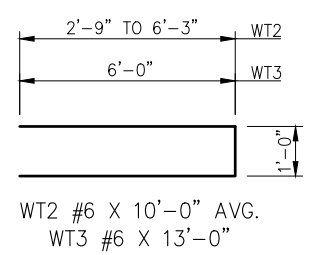
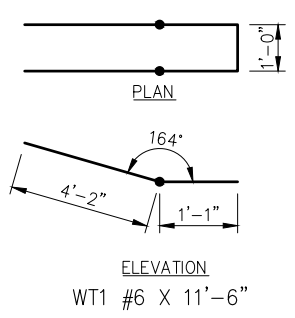
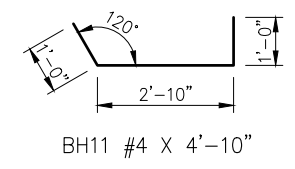
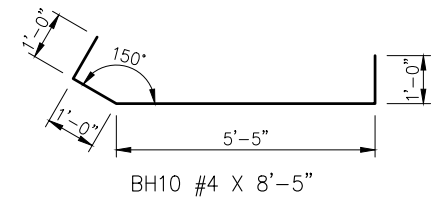
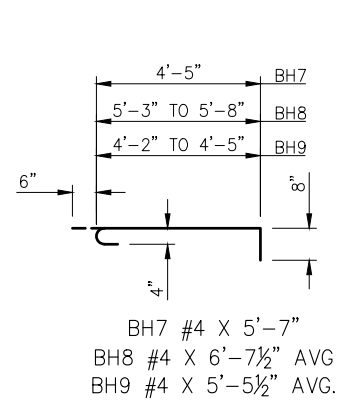
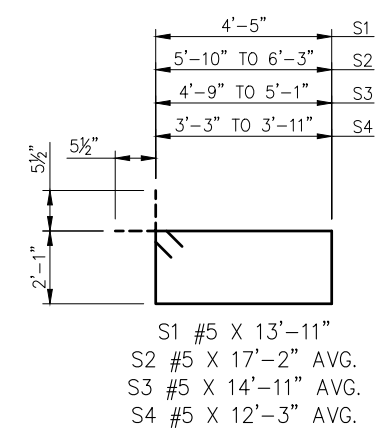
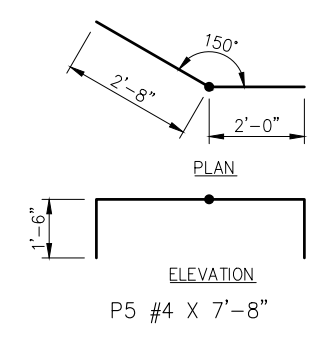
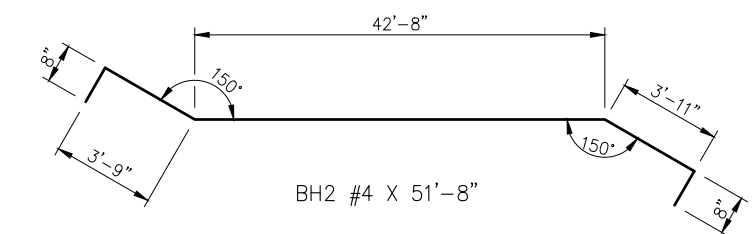
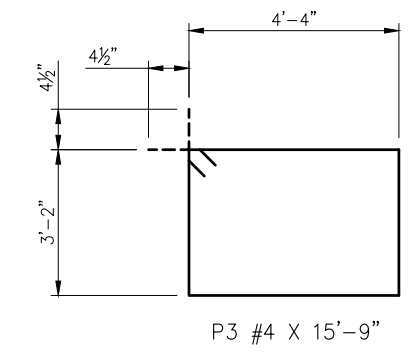
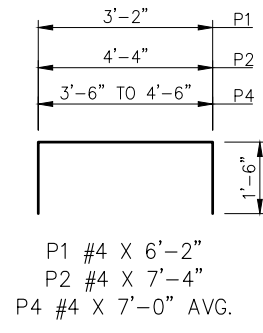
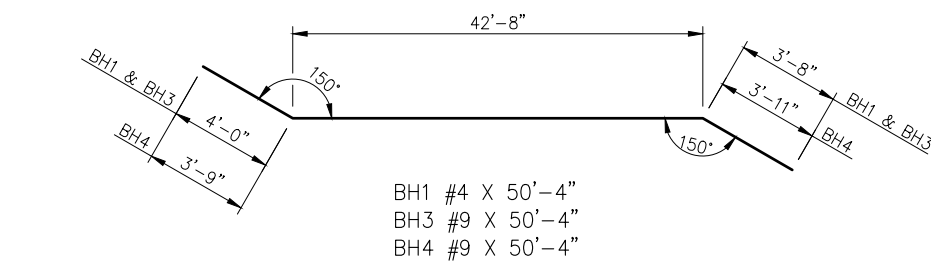


| REVISIONS | | |
|-----------|-------------|------|
| REV. NO. | DESCRIPTION | DATE |
| | | |



| BAR LIST - ABUTMENT NO. 2 | | | | | |
|---------------------------|------|-----|------|----------------|-------------------|
| (EXCLUDES WINGS) ① | | | | | |
| MARK | SIZE | NO. | FORM | LENGTH | VARIANCE |
| EPOXY COATED REINFORCING | | | | | |
| BH1 | #4 | 8 | BNT. | 50'-4" | |
| BH2 | #4 | 9 | BNT. | 51'-8" | |
| BH3 | #9 | 2 | BNT. | 50'-4" | |
| BH4 | #9 | 2 | BNT. | 50'-4" | |
| BH5 | #9 | 6 | STR. | 48'-5" | |
| BH6 | #4 | 1 | STR. | 48'-5" | |
| BH8 | #4 | 3 | BNT. | 6'-7 1/2" AVG. | 6'-5" TO 6'-10" |
| BH9 | #4 | 3 | BNT. | 5'-5 1/2" AVG. | 5'-4" TO 5'-7" |
| BH10 | #4 | 3 | BNT. | 8'-5" | |
| BH11 | #4 | 3 | BNT. | 4'-10" | |
| BH12 | #9 | 4 | STR. | 10'-0" | |
| BV1 | #4 | 24 | STR. | 9'-4" AVG. | 9'-2" TO 9'-6" |
| BV2 | #5 | 24 | STR. | 9'-4" AVG. | 9'-2" TO 9'-6" |
| BV3 | #4 | 26 | STR. | 9'-3" AVG. | 9'-0" TO 9'-6" |
| BV4 | #5 | 26 | STR. | 9'-3" AVG. | 9'-0" TO 9'-6" |
| BV5 | #4 | 4 | STR. | 10'-3" | |
| BV6 | #4 | 4 | STR. | 10'-1" | |
| BV7 | #4 | 8 | STR. | 2'-1" | |
| P1 | #4 | 27 | BNT. | 6'-2" | |
| P2 | #4 | 25 | BNT. | 7'-4" | |
| P3 | #4 | 1 | BNT. | 15'-9" | |
| P4 | #4 | 3 | BNT. | 7'-0" AVG. | 6'-6" TO 7'-6" |
| P5 | #4 | 1 | BNT. | 7'-8" | |
| S1 | #5 | 70 | BNT. | 13'-11" | |
| S2 | #5 | 2 | BNT. | 17'-2" AVG. | 16'-9" TO 17'-7" |
| S3 | #5 | 2 | BNT. | 14'-11" AVG. | 14'-7" TO 15'-3" |
| S4 | #5 | 3 | BNT. | 12'-3" AVG. | 11'-7" TO 12'-11" |
| WT1 | #6 | 2 | BNT. | 11'-6" | |
| WT2 | #6 | 6 | BNT. | 10'-0" AVG. | 6'-6" TO 13'-6" |
| WT3 | #6 | 36 | BNT. | 13'-0" | |

- ① SEE "DETAILS OF ABUTMENT NO. 2 (SHEET NO. 4 OF 4)" FOR WING BAR LISTS AND BEND DIAGRAMS.
- ② 2 SETS OF 3 BARS

Monday, July 31, 2017 4:15:38 PM V:\12-716E SH-28 Salt Creek JP.28857\STRUCTURAL\DWG\Salt Creek - ABUTMENTS.dwg

| | | | | |
|--------------------------------|-----|------|-------------------------------|----------------|
| DESIGN | MBS | 5/14 | SH-28 OVER SALT CREEK | NOWATA COUNTY |
| DETAIL | SLP | 5/14 | BRIDGE "A" | |
| CHECK | MBS | 3/15 | | |
| GUY ENGINEERING SERVICES, INC. | | | STATE JOB PIECE NO. 28857(04) | SHEET NO. B014 |

DETAILS OF ABUTMENT NO. 2
(SHEET NO. 3 OF 4)